

Commencement Information for Seniors

1. Commencement will be held on Sunday, May 21, 2023, at 7:15 P.M. at the Sioux Falls Arena.
2. All seniors need to be at the Arena by **6:30 P.M.** on May 21 ready to line up.
Seniors will meet on the following sides of the Arena:
WEST SIDE: Class Officers, Speakers, and last names Aarbo through Kvale
EAST SIDE: Last names Lammi through Zimmerman
3. Students and spectators will pass through metal detectors at the Arena. Students will not be allowed to carry a bag of any kind during the ceremony.
4. Follow the directions from the teachers lining up the groups. You will be in alphabetical order, so it is very important that you get into, and remain in, the proper place in line.
5. Caps should be worn flat, not tipped at any angle. Native American students may attach an eagle feather or plume and medicine wheel to their caps. Native American students may also wear a pre-approved beaded cap; the beaded design must be approved by May 15 by the Office of Indian Education. Other than that, nothing is to be pinned or attached to the cap or gown. *****Write your first and last name inside your cap, so it can be returned to you if you toss it.**
Any unclaimed graduation caps will be taken to Lincoln High School for students to pick up with their diplomas.
6. Students may wear any LHS Honor Society cords, AP cords, and Seal of Biliteracy (Spanish Immersion) cords.
7. Tassels will be worn on the right side of the cap at the beginning of the graduation ceremony. They may be switched to the left side as you walk off the stage after receiving your diploma.
Wrap your tassel around the button on the top of your cap so it doesn't fall off if you toss it.
8. The following clothing is appropriate for this occasion: a dress, skirt, collared shirt, and dress pants. **You may not wear t-shirts, shorts or jeans.** We also ask that you do not wear corsages.
9. Dress shoes must be worn. **You may not wear flip flops, casual sandals, Birkenstocks, Crocs, or tennis shoes. You may not go barefoot.**
10. Follow the directions of the ushers leading you into the Arena during the processional. During the processional, remain standing until Dr. Raeder tells you to sit.
11. Before receiving your diploma, the row you are sitting in will stand together and then approach the stage area. Ushers will tell your row when to stand.
12. You will be given a card with your name on it. Mrs. Brown and Mr. Lynch will use these cards to announce your name before you receive your diploma cover. You will hand the card with your name to a principal at the bottom of the ramp before walking up and across the stage. **Bring this card with you during this part of the ceremony.**
13. After receiving your diploma, your row does not sit until the entire row is filled and the usher directs everyone to sit.
14. You may not bring "toys" into the Arena. No air horns, signs, or balloons are allowed in the Arena.
15. **Your entire row needs to stand up and sit down as a group when indicated.** Watch the ushers carefully.
16. Seniors will throw their graduation caps after the presentation of the senior class by Mr. Lynch.
17. You will recess to the front of the Arena. Follow the directions of the ushers. Stay in line.
18. You will not receive your diploma at the Arena. Diplomas will be available at school starting June 13.

STUDENTS NOT FOLLOWING THESE GUIDELINES WILL NOT BE ALLOWED TO PARTICIPATE IN THE GRADUATION CEREMONY.

Lincoln High School—2023 Graduating Class

The following class officers and speakers will line up on the west side of the Arena: Ariaahna Wells, Marcus Helland, Jennifer Noutsougan, Rubben Johnson, Sam Vondra, Emma Forster, and Aryan Patel. **Please make note of this if they are in your ad room.**

The officers and speakers will be followed by ad rooms Berke through Eckart on the WEST SIDE. Ad rooms Widenor through Wunder will be on the EAST SIDE. Signs with teachers' names on them will be posted on the walls at the Arena.

Teachers on the WEST SIDE

Berke
Winterscheidt
Bradfield
Chiarello
Jones, M.
Meyer, C.
Penn
Bainbridge
Edwards
Bechard
Thompson, M.
Eckart

Names of Students

Aarbo	through	Bakarkat
Barber	through	Bomhoff
Borgum	through	Calligan
Capaldo	through	CrazyThunderDuran
Danielson	through	Edmonds
Eller	through	Ferguson
Fesler	through	Gonzalez
Gomez	through	Gutzmer
Haggay	through	Hindbjorgen
Hodgins	through	Huver
Infield	through	Khanthavong
Kim	through	Kvale

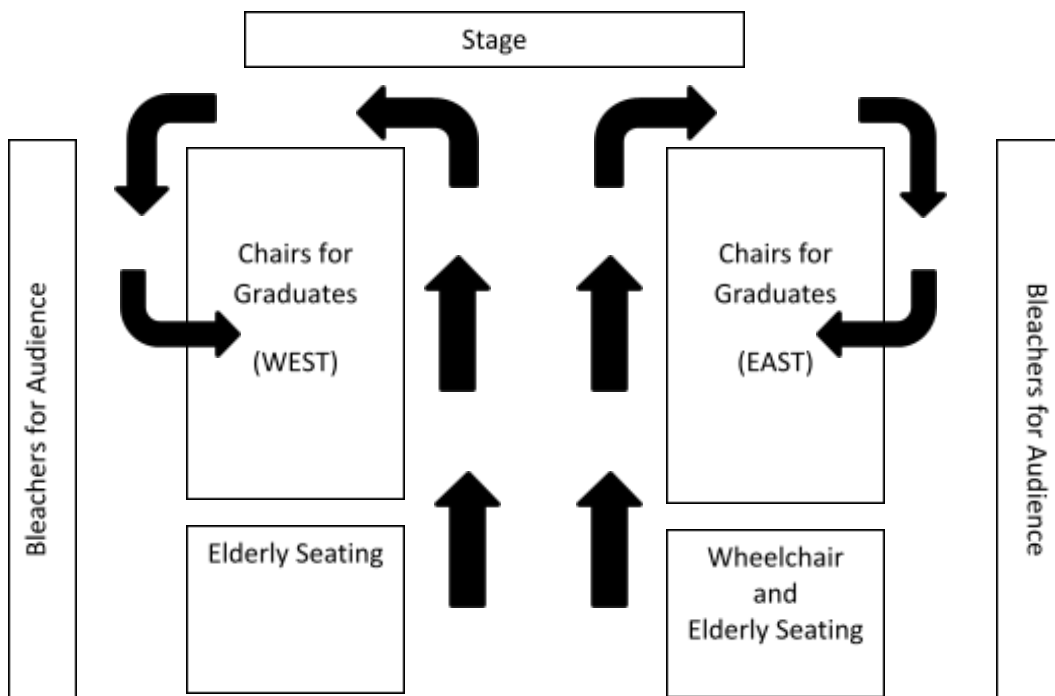
Teachers on the EAST SIDE

Widenor
Rook
Kadi
Huber
Cameron
Klaassen
Dietz
Coombs
McHenry
Mehrens-Peters
Versteeg
Embry
Kortemeyer
Wunder

Names of Students

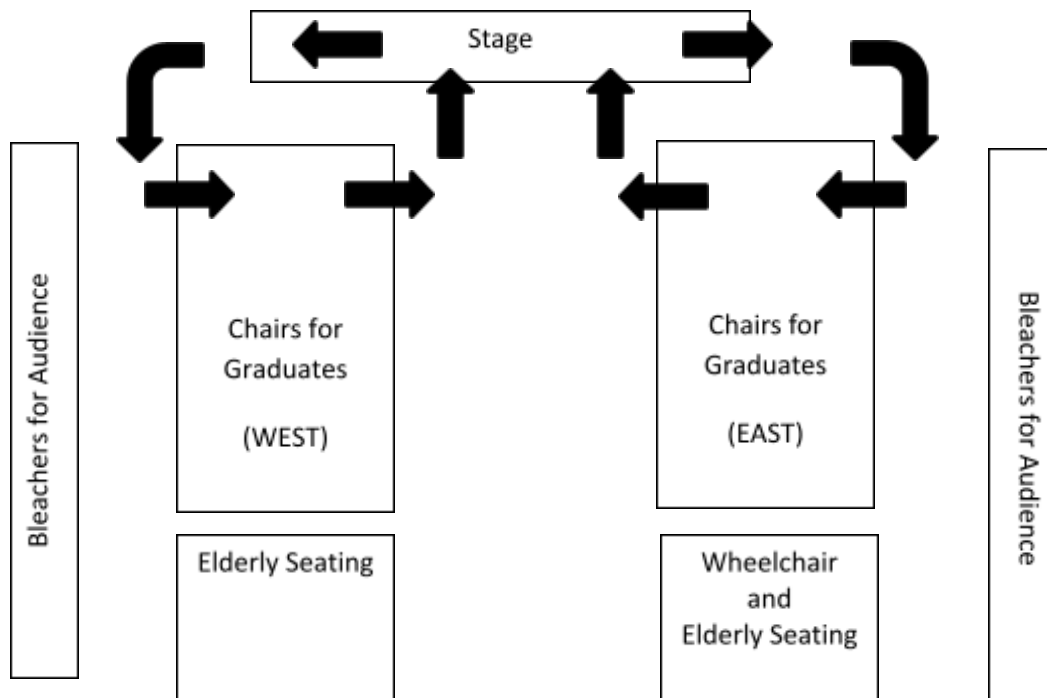
Lammi	through	Maher
Mansager	through	Martin
Marty	through	Morehead
Moser	through	Noutsougan
Oakland	through	Pattison
Patton	through	Record
Reh	through	Sanchez
Sandness	through	Severson
Sherley	through	Spawn
Stadheim	through	Taylor, Lauren
Taylor, Logan	through	Valentine
Valdenzuela	through	Weisz
Wells	through	Winter
Woodraska	through	Zimmerman

Processional



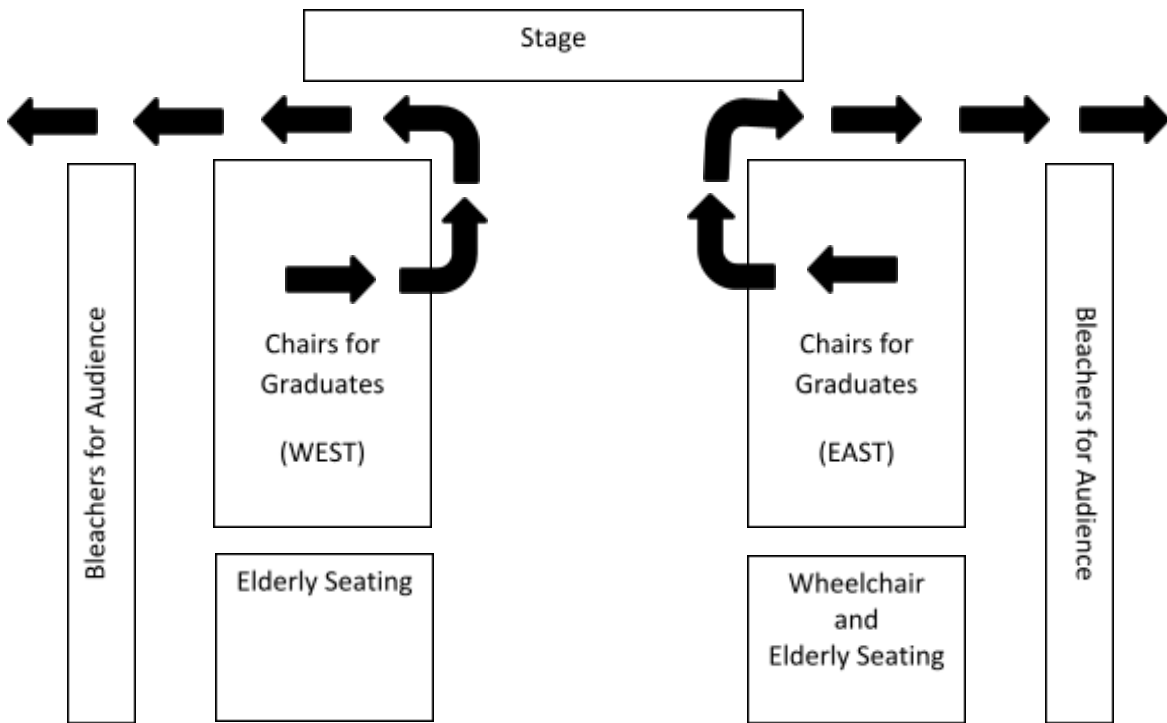
- Do not enter your row from the center aisle.
- Walk around the front and enter from the side.
- **Stay standing until all the graduates have filed in and Dr. Raeder tells you to sit.**

Diploma Presentation



- Stand as a row.
- **Make sure you take the card with your name on it with you.**
- Move to the center aisle.
- Walk up the center ramp.
- Accept your diploma with your left hand; shake hands with your right hand.
- Walk down the side ramp.
- Re-enter your row from the side.
- **Remain standing until an usher tells your row to sit.**

Recessional



- Move to the center aisle.
- Walk toward the stage and out the side exits.