







Help your student succeed by keeping informed through Infinite Campus. Your Parent Portal allows you to engage in your student's schooling by having real-time access to the following:

|                     |   |  |
|---------------------|---|--|
| Calendar            | > | Calendar ~ District calendar and information on student's assignments and activities.  |
| Schedule            | > | Schedule ~ Course schedule and the following links:<br> = Click on Class Name for Current Assignments and Scores<br> = Click on Teacher Name for Email   |
| Responsive Schedule | > |  |
| Attendance          | > | Attendance ~ attendance is shown in real-time.   |
| Grades              | > | Grades ~ Recently graded assignments and prior grades for this school year.  |
| Behavior            | > |  |
| Health              | > | Health ~ Immunizations and sports physical.  |
| Fees                | > | Fees ~ History of fees and payments and any amount due.  |
| To Do List          | > | To Do List ~ Student's assignments.  |
| Reports             | > | Reports ~ <ul style="list-style-type: none"> <li> Student Schedule</li> <li> SF Report Card</li> <li> Full Year with combo</li> <li> College Transcript</li> </ul> |
| <b>Family</b>       |   |  |
| Messages            |   |  |
| Discussions         | > |  |
| Fees                | > | Messages ~ District, school and other messages. Link to mySchoolBucks  |
| Payments            | > | Payments ~ You can pay for fees online with credit or debit card.  |



You can select to have notifications about assignments, attendance, and grade changes.

The address to access the Parent Portal is: <http://parentview.sf.k12.sd.us> . You will also be able to access the site from the SFSD website: <http://www.sf.k12.sd.us> . Click on the Infinite Campus link under the Parents menu at the top of the SFSD website to access the log in screen.

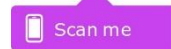


An app on your smartphone is available as well. Search for Campus Parent or:

Google Play  
QR code:



Apple Store  
QR code:



Once the app has been downloaded:

- **Enter our District ID in the App settings. Our District ID is NTRKLF**
- **If the app asks for a District Name instead of a District ID, enter 49-5, then select South Dakota. Two Sioux Falls 49-5 may appear, select the first.**
- **Log into your portal using your Infinite Campus user ID and password!**

If you are not set up to use your Parent Portal, please contact the Lincoln High School Counseling Department at 367-7994 or Student Services at 367-7990. We can help you set up your account or reset your password. Thank you!